

Overview

Relay Panel (RP) is a UL Listed lighting control panel. RP may be scheduled from any BACnet BAS and is compatible with all low voltage switches, occupancy sensors, and light level sensors. RP mounts near the circuit breaker panel to provide centralized control of branch lighting circuits. Relay Panel 08 (RP08) features up to 8 Lighting Tough Relays (LTR) and a removable door.

Features

- UL Listed
- Switching and Dimming (DLH / Presets) models available
- BACnet MS/TP communication to BAS network
- Sub network for Satellite and Capacitive Touch Stations (CTS)
- Line and low voltage compartment separation
- Upgradable Controller Board firmware
- Available 347VAC Transformer

General Specifications

Construction: 16ga steel with black powder coat finish
 Dimensions:
 Enclosure: 14.75"(375mm)H x 13.00"(330mm)W x 5.75"(146mm)D
 Door Surface Mount: 14.94"(379mm)H x 13.16"(334mm)W
 Weight: 20.5lbs(9.3 kg)
 Mounting: Surface mounted
 Operating Environment: 32-125°F (0-50°C), 20-95%RH, non-condensing,
 Type 1 (dry / indoor environment)

Certifications

UL Listed, UL916 Standard for Energy Management Equipment, US/Canada
 FCC Part 15
 CEC Title 24
 Electronics meet or exceed IEC Level 3

Warranty

Two (2) year limited manufacturer warranty from date of shipment (extended warranty optional).

Firmware Specifications (Controller Board)

Platform: Aperio Open Control Platform
 Time Clock: Real-time clock with BACnet time sync
 Schedule: BACnet Schedule, Monday – Sunday, Holidays, and Exceptions
 Non-Volatile Memory: 16MB total, 2MB for trend data (15min trend requires 2K per day)
 RAM: 2MB total, data stored in non-volatile memory upon power loss
 Configuration: Tech Kit 2.0(see data sheet for details)
 Configuration Connection: Micro-B USB or Bluetooth Wireless

Low Voltage Specifications (Controller Board)

Power In: 24VAC +/-10%, 30VA, 50-60 Hz
 Auxiliary Out: 24VAC, 800mA (devices with full wave rectified power supply only)
 Universal Input (UI) and Satellite / Station Network Power Out: 24VDC, 200mA total
 Universal Input: 24 two-wire inputs
 Universal Input Software Configuration:
 Digital Input (DI)
 Analog Input (AI): 0-5VDC, 0-10VDC, or 4-20mA
 Universal Input Wire Requirement / Maximum Length: 18AWG (Solid or Stranded) / 500'(152m)



BAS Network Specifications

Protocol: BACnet MS/TP
 Baud Rate: DIP switch selectable 9.6K, 19.2K, 38.4K, 76.8K, or 115.2K
 Device Profile: BACnet Advance Application Controller (AAC)
 Address Range: 1 – 99 selectable with rotary dials
 Unit Load: 1/8 unit load
 Topology: RS-485, half duplex, daisy chain wiring
 Wire Requirement / Maximum Length: CL3P, 22AWG, 2 conductor, shielded, low cap / 4000'(1216m)
 Points: See *PIC Statement*

Satellite / Station Network Specifications

Compatible with CTS and Satellite devices. See data sheet for details.

Transformer Specifications

Type: 30VA Inherently Limited
 Primary: Dual Tap 120 or 277VAC +/-10%, 30VA, 50-60 Hz
 Secondary: 24VAC +/-10% Inherently Limited
 Wire Requirement: 18AWG Minimum (Solid or Stranded)

LTR Specifications

Type:
 UL Listed
 SPST latching with manual override lever
 Electrically operated mechanically held, pulse driven
 Short Circuit Current Rating (SCCR) 30,000A @ 277 VAC
 Maximum Ratings: Tungsten 20A @ 347VAC / Ballast 30A @ 347VAC / Resistive 20A @ 347VAC / 1.5HP @ 120VAC
 Load Terminal: Universal screw terminal, box type clamp
 Terminal Capacity (per side): (2) 14-10AWG or (1) 8AWG (Solid or Stranded copper wire)

Optional Equipment Specifications

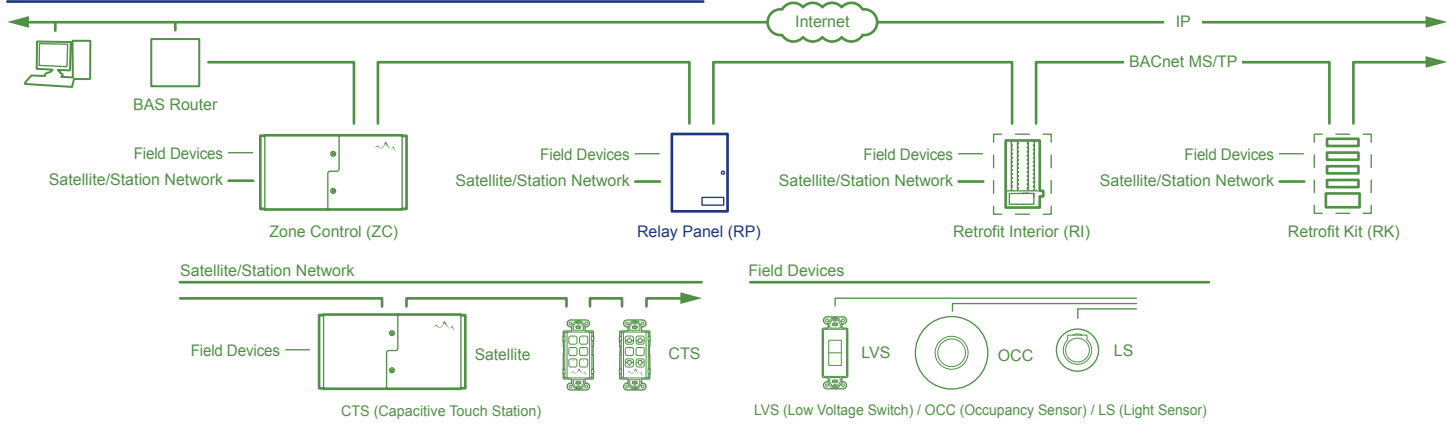
347 Transformer Specifications
 Type: 50VA Inherently Limited UL Listed
 Primary: Single Tap 347VAC, 50VA, 60 Hz
 Secondary: 24VAC +/-10% Inherently Limited
 Wire Requirement: 18AWG Minimum (Solid or Stranded)

Relay Panel 08

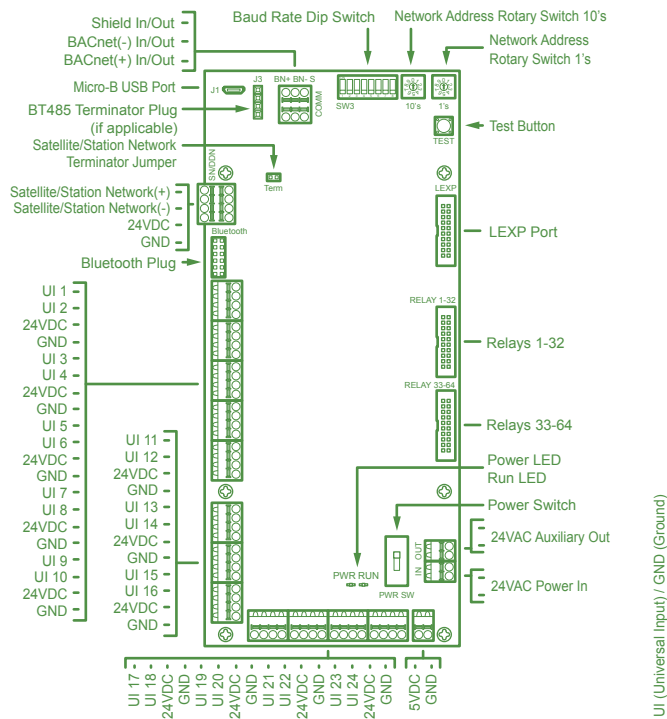
www.BRTint.com : 800-241-9173 Blue Ridge Technologies® © 2014 Blue Ridge Technologies International, LLC All Rights Reserved. RP08-DS-V14.05

Data Sheet : Catalog Page 7

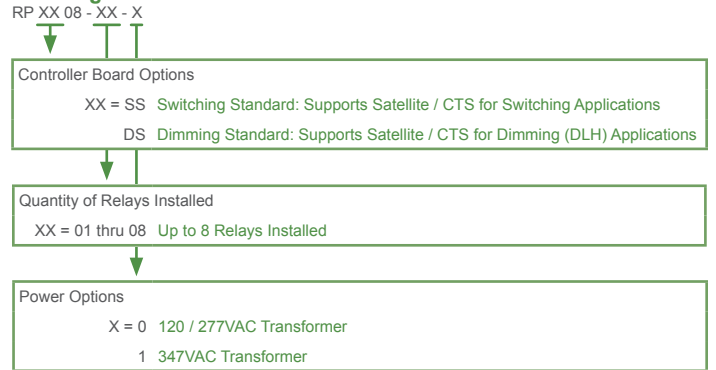
General Architecture




Controller Board Terminations



Ordering Information



Transformer Terminations



LTR Terminations

